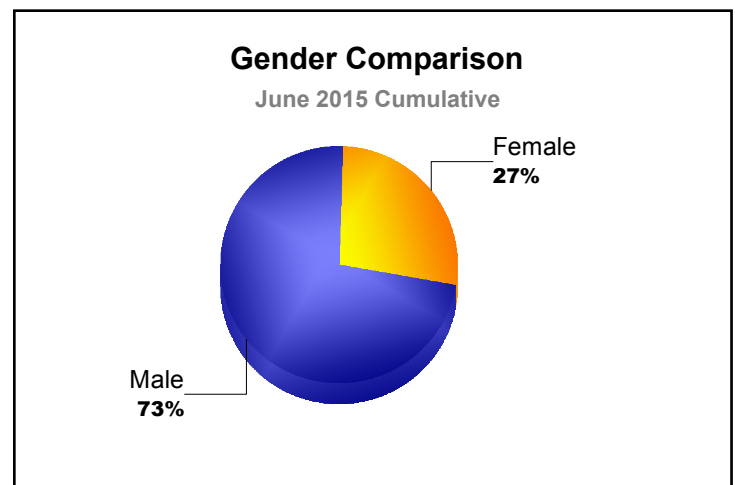
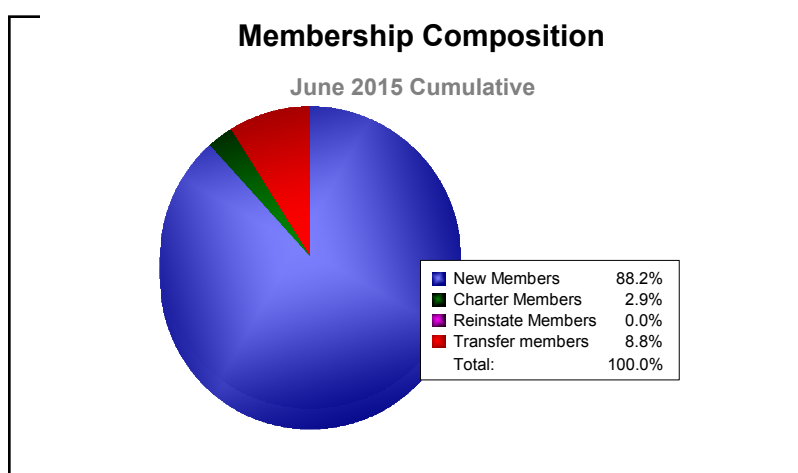
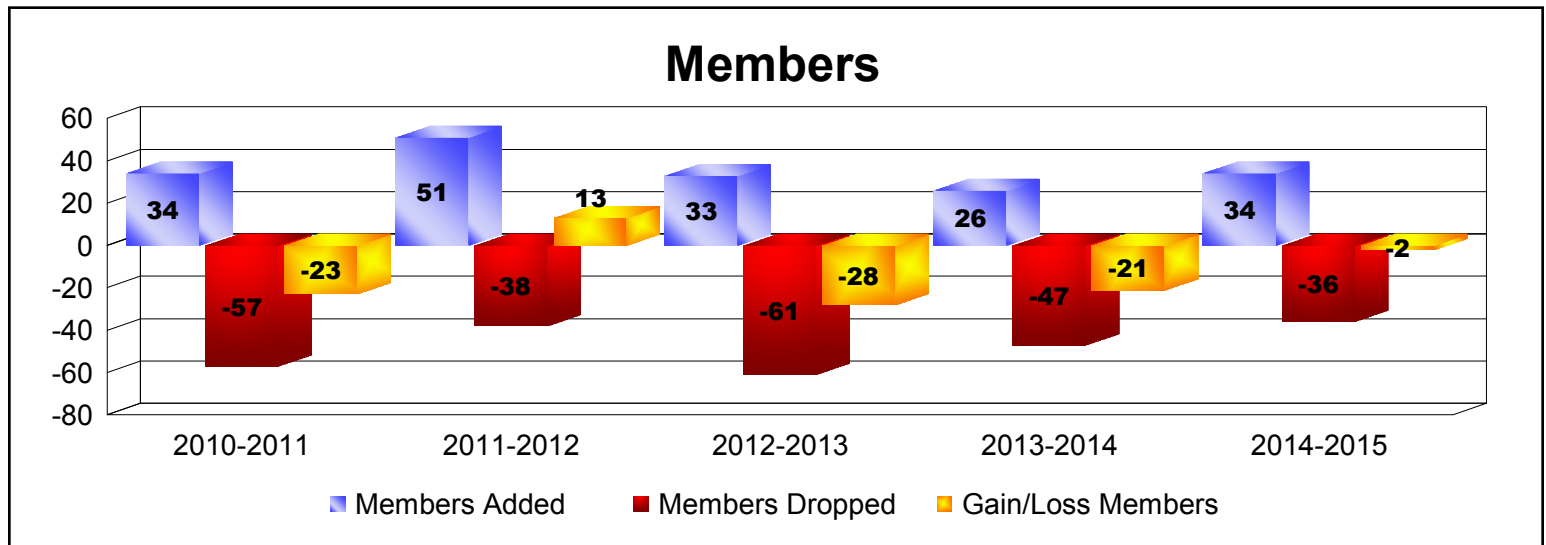
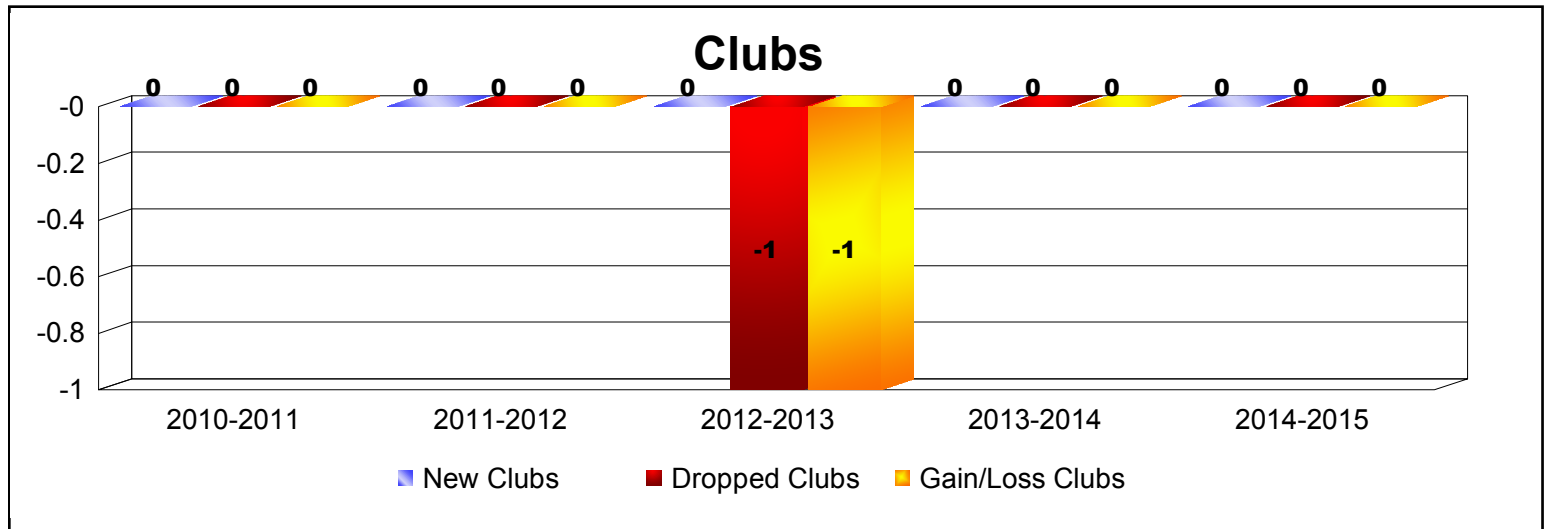


Year	New Clubs	Dropped Clubs	Gain/ Loss Clubs	New Members	Charter Members	Reinstate Members	Transfer Members	Total Member Added	Total Members Dropped	Gain/ Loss Members
2010-2011	0	0	0	27	0	3	4	34	-57	-23
2011-2012	0	0	0	46	0	1	4	51	-38	13
2012-2013	0	-1	-1	29	0	0	4	33	-61	-28
2013-2014	0	0	0	22	0	4	0	26	-47	-21
2014-2015	0	0	0	30	1	0	3	34	-36	-2
Average	0	0	0	31	0	2	3	36	-48	-12



Year	New Clubs	Dropped Clubs	Gain/ Loss Clubs	New Members	Charter Members	Reinstate Members	Transfer Members	Total Member Added	Total Members Dropped	Gain/ Loss Members
2010-2011	0	0	0	38	0	3	4	45	-50	-5
2011-2012	0	0	0	45	0	2	11	58	-49	9
2012-2013	0	-2	-2	53	0	0	4	57	-66	-9
2013-2014	0	-1	-1	32	0	1	4	37	-52	-15
2014-2015	0	0	0	64	2	1	2	69	-59	10
Average	0	-1	-1	46	0	1	5	53	-55	-2

